



# Amarr Energy Efficient Polyurethane Insulated Sectional Doors



# Performance Tested Doors to Meet All Your Needs

Amarr polyurethane insulated products are our top-of-the-line energy efficient doors with verified thermal performance U-factor ratings; constructed using HCFC-free polyurethane insulation to create a strong monolithic panel.



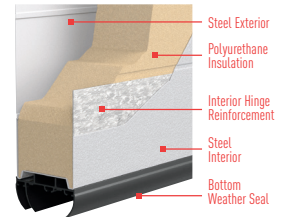
## Amarr®2743

**3" 27-ga SUPER-DUTY**

Superior Energy Efficiency  
Exceptional performance for long-term value



R-value  
**28.0**



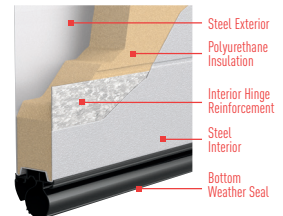
## Amarr®2042

**2" 20-ga EXTRA HEAVY-DUTY**

High Energy Efficiency  
Flush modern look



R-value  
**19.4**



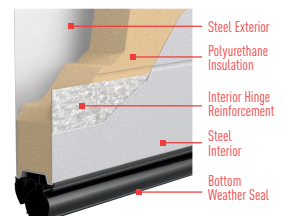
## Amarr®2442

**2" 24-ga HEAVY-DUTY**

High Energy Efficiency  
Flush modern look



R-value  
**19.4**



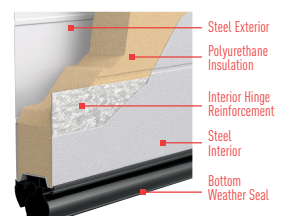
## Amarr®2742

**2" 27-ga HEAVY-DUTY**

High Energy Efficiency  
Pencil groove design for added strength



R-value  
**19.4**



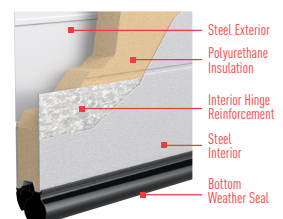
## Amarr®2741

**1-3/8" 27-ga MEDIUM-DUTY**

Energy Efficient  
Competitively priced



R-value  
**14.5**



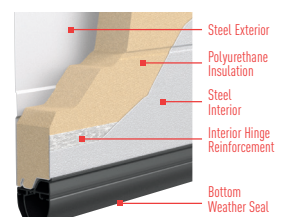
## Amarr®2747

**1-5/8" 27-ga HEAVY-DUTY**

Versatile Replacement Section  
Compatible with other manufacturer's shiplap doors



R-value  
**15.1**






Amarr 2042 with 3 Clear Anodize Aluminum Full View sections (custom painted by owner).


## PANEL DESIGNS



AMARR 2042 and 2442:  
FLUSH PANEL



AMARR 2743, 2742, and 2741:  
PENCIL GROOVE



AMARR 2747:  
WIDE GROOVE

## STEEL COLORS

Amarr steel doors are pre-painted; for custom colors, exterior latex paint must be used. Visit [amarr.com](http://amarr.com) for instructions on painting. Actual paint colors may vary from samples shown.



TRUE WHITE (TW)



SANDTONE (ST)



COMMERCIAL  
GRAY (CY)



COMMERCIAL  
BROWN (CB)



BLACK (BL)  
Amarr 2442 and  
2742 only



Amarr® Color Zone  
800+ factory-applied colors.  
Price upcharge applies.

Amarr 2042 available in True White only.  
Amarr 2442 available in True White and Black only.

## WINDOW OPTIONS



26"x13" DOUBLE INSULATED  
ACRYLIC WINDOWS  
with BLACK FRAME

Not available for Amarr 2743



24"x12" TEMPERED  
INSULATED GLASS with  
BLACK or WHITE FRAME

Not available for Amarr 2747




24"x8" TEMPERED INSULATED  
with BLACK FRAME



24"x6" DOUBLE INSULATED  
ACRYLIC WINDOWS  
with BLACK FRAME

Not available for  
Amarr 2743 & 2747



41"x13" POLYCARBONATE WINDOW with  
BLACK or WHITE ALUMINUM FRAME

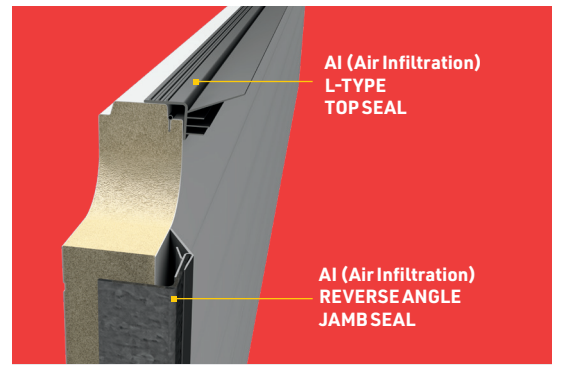
Available for Amarr 2442 only

## Repair Any 1-5/8" Shiplap Door with Amarr 2747

- Compatible section profile
- Similar exterior and interior groove designs
- Comparable section weights requires no spring change



## Air Infiltration Performance



AI (Air Infiltration)  
L-TYPE  
TOP SEAL

AI (Air Infiltration)  
REVERSE ANGLE  
JAMB SEAL

- Meets Building Energy Efficiency Standards:  
ASHRAE 90.1  
IECC®  
CA Title 24
- 3rd party certification tested
- Certification available for  
Amarr 2743, 2042, 2442, 2742 & 2741

Both seals plus 1" of jamb overlap required to meet the above standards; other conditions may apply.

## Thermal Performance



Amarr participates in the DASMA Thermal Performance Verification Program. The program verifies the thermal performance of sectional garage doors. The lower the U-factor rating, the better the thermal performance.



This symbol indicates verified U-factor rating in accordance with the DASMA Thermal Performance Verification Program.

# Amarr 2042, 2442, and 2742 Options


## ALUMINUM SECTION



GLAZED ALUMINUM



PERFORATED ALUMINUM  
0.312" square perforations on 1/2" centers



LOUVERED ALUMINUM  
6 columns of (12) 3"x 3/4" vents  
on a 4'x24" panel



CLEAR ANODIZE



DARK BRONZE ANODIZE



BLACK ANODIZE



WHITE POWDER COAT

Actual color may vary from samples.

## SUPERFLEX IMPACT SECTION



SuperFlex sections flex in & out 8"-10". High-performance TPO skins on a flexible fiberglass tube frame helps minimize lower door section damage commonly found in today's busy warehouses.

## PASS DOOR with stainless steel frame



Available in door sizes up to 16'2" wide x 16' tall. Wind load option not available.

# Polyurethane Insulated Steel Doors Specifications

## SPECIFICATIONS

	Super-Duty	Extra Heavy-Duty	Heavy-Duty	Heavy-Duty	Heavy-Duty	Medium-Duty
	Amarr 2743	Amarr 2042	Amarr 2442	Amarr 2742	Amarr 2747	Amarr 2741
DOOR THICKNESS	3" (7.6 cm)	2" (5.1 cm)	2" (5.1 cm)	2" (5.1 cm)	1-5/8" (4.1 cm)	1-3/8" (3.5 cm)
PROFILE DESIGN	Tongue and Groove	Tongue and Groove	Tongue and Groove	Tongue and Groove	Shi lap	Tongue and Groove
EXTERIOR STEEL THICKNESS	27 ga	20 ga	24 ga	27 ga	27 ga	27 ga
PANEL DESIGN	Pencil Groove	Flush	Flush	Pencil Groove	Wide Groove	Pencil Groove
STEEL EMBOSMENT	Stucco	Stucco	Stucco	Stucco	Stucco	Stucco
CONSTRUCTION LAYERS	Triple	Triple	Triple	Triple	Triple	Triple
INSULATION <sup>1</sup>	Polyurethane	Polyurethane	Polyurethane	Polyurethane	Polyurethane	Polyurethane
U-FACTOR	0.17	0.19	0.19	0.19	0.20	0.21
R-VALUE <sup>2</sup>	28.0	19.4	19.4	19.4	15.1	14.5
HINGE REINFORCEMENT	Continuous Strip	Continuous Strip	Continuous Strip	Continuous Strip	Continuous Strip	Continuous Strip
BOTTOM WEATHER SEAL (Co-Extruded PVC)	Triple Contact	Dual Contact	Dual Contact	Dual Contact	Triple Contact	Dual Contact
DOOR WIDTH MIN	5'	5'	5'	5'	5'	5'
DOOR WIDTH MAX	32' 2"*	32' 2"*	32' 2"*	32' 2"*	24' 2"	20' 2"
DOOR HEIGHT MIN	7'	7'	7'	7'	7'	7'
DOOR HEIGHT MAX	26' 1"*	26' 1"*	26' 1"*	26' 1"*	26' 1"	16' 1"
PASS DOOR		•	•	•		
ALUMINUM SECTIONS		•	•	•		
WIND LOAD <sup>3</sup> AVAILABLE	•	•	•	•		•
PAINT FINISH WARRANTY <sup>4</sup>	10 Years	10 Years	10 Years	10 Years	10 Years	10 Years
WORKMANSHIP/HARDWARE WARRANTY <sup>4</sup>	1 Year	1 Year	1 Year	1 Year	1 Year	1 Year

**Track:** All Amarr doors are available with both 2" or 3" track in Standard Lift, High Lift, Vertical Lift, Rapid Install Vertical Lift, Low Headroom, and Follow the Roof Pitch. Custom track configurations are also available. For drawings and more information, please visit [www.amarr.com](http://www.amarr.com).

**RAPID INSTALL** Rapid Install Vertical Lift: Designed specifically for commercial warehouse and dock doors and saves approximately 20 minutes of installation time per door due to fewer jamb attachments and a pre-assembled, one-piece track. Available for door sizes up to 9'4" x 10'. For more information, please visit [www.amarr.com](http://www.amarr.com).

**Springs:** Torsion springs are oil tempered, helical wound and custom computed for each door for a minimum 10,000 cycle life. Optional springs are available up to 100,000 cycle life.

**Standard Hardware:** Galvanized steel hinges and track brackets. All rollers have minimum 10-ball bearings.

Verified thermal performance rating per DASMA Thermal Performance Verification Program.

<sup>1</sup> Insulation has passed self-ignition, flamespread and smoke developed index fire testing.

<sup>2</sup> Calculated door section R-value is in accordance with DASMA TDS-163.

<sup>3</sup> It is your responsibility to make sure your garage door meets local building codes.

<sup>4</sup> For complete warranty details, visit [amarr.com](http://amarr.com) or contact your local Amarr dealer.

\* Available door width and height depends on total door weight. Total door weight cannot exceed 635 lbs for 2" track or 2200 lbs for 3" track.

**Our Philosophy.** Since 1951, we have successfully raised the standards of quality, value, and dependability in the garage door industry. Today, with the same promise of individual attention and great value for all our customers, we remain committed to offering Amarr products and services that raise those standards even higher.

Your Local Amarr Dealer:

### Amarr Company

165 Carriage Court  
Winston-Salem, NC 27105  
800.503.DOOR  
[www.amarr.com](http://www.amarr.com)

Amarr as word and logo are trademarks belonging to Amarr Company, owned by ASSA ABLOY.

Door specifications and technical data subject to change without notice.

Amarr Company products may be the subject of one or more U.S. and/or foreign, issued and/or pending, design and/or utility patents.

©ASSA ABLOY  
Printed in USA Form #6210325/6.5M/SPR

